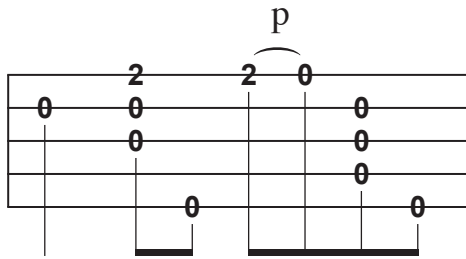
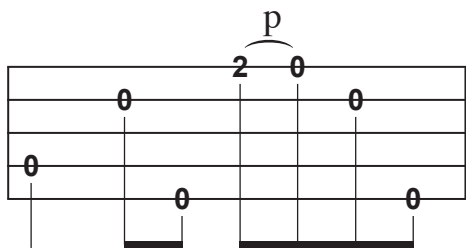


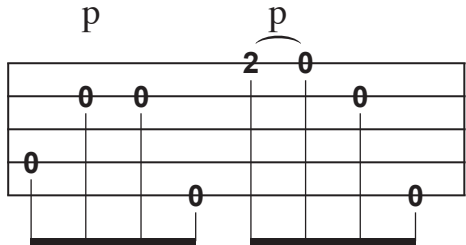
Normal



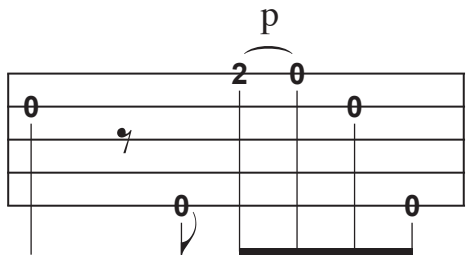
Delaying / Droning the melody



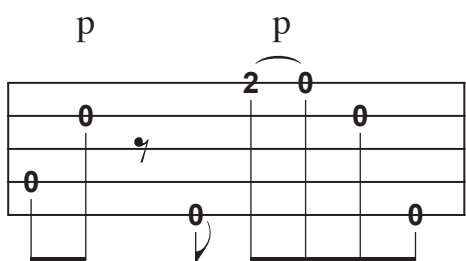
Alternate string pull off / Delaying / Droning the melody



Ghost note



Alternate string pull off / Delaying / Droning the melody with Ghost note



Normal

A guitar notation diagram showing a four-measure phrase. The top string has a triplet of open strings (0) in the first and fourth measures. The second string has a triplet of the second fret (2) in the first and fourth measures. The third and fourth strings have open strings (0) in the second and third measures. Vertical lines indicate the timing of notes across the four measures.

Droning the melody

A guitar notation diagram showing a four-measure phrase. The top string has a triplet of open strings (0) in the second and fourth measures. The second string has a triplet of the second fret (2) in the first and fourth measures. The third and fourth strings have open strings (0) in the first and third measures. Vertical lines indicate the timing of notes across the four measures.

Alternate string pull off

p

p

p

p

A guitar notation diagram showing a four-measure phrase. The top string has a triplet of open strings (0) in the first and fourth measures. The second string has a triplet of the second fret (2) in the first and fourth measures. The third and fourth strings have open strings (0) in the second and third measures. Vertical lines indicate the timing of notes across the four measures.

Alternate string pull off with Drone

p

p

A guitar notation diagram showing a four-measure phrase. The top string has a triplet of open strings (0) in the second and fourth measures. The second string has a triplet of the second fret (2) in the first and fourth measures. The third and fourth strings have open strings (0) in the first and third measures. Vertical lines indicate the timing of notes across the four measures.

Ghost note

A guitar notation diagram showing a four-measure phrase. The top string has a triplet of open strings (0) in the second and fourth measures. The second string has a triplet of the second fret (2) in the first and fourth measures. The third and fourth strings have open strings (0) in the first and third measures. A ghost note (marked with a small 'g') is shown on the second string in the second measure. Vertical lines indicate the timing of notes across the four measures.

Alternate string pull off with ghost note

p

A guitar notation diagram showing a four-measure phrase. The top string has a triplet of open strings (0) in the second and fourth measures. The second string has a triplet of the second fret (2) in the first and fourth measures. The third and fourth strings have open strings (0) in the first and third measures. A ghost note (marked with a small 'g') is shown on the second string in the second measure. Vertical lines indicate the timing of notes across the four measures.

Alternate string pull off with ghost note

p

p

A guitar notation diagram showing a four-measure phrase. The top string has a triplet of open strings (0) in the second and fourth measures. The second string has a triplet of the second fret (2) in the first and fourth measures. The third and fourth strings have open strings (0) in the first and third measures. A ghost note (marked with a small 'g') is shown on the second string in the second measure. Vertical lines indicate the timing of notes across the four measures.